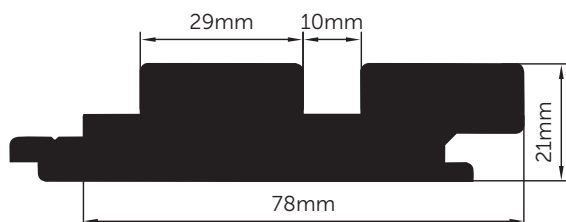


CONTOURS PRODUCT SPECIFICATIONS

STRATA LIND7821



Inspired by the play of shadows in crevices across the Macedon Ranges, home of the iconic Hanging Rock, in Central Victoria, Porta Contours in Strata amplify the effect of natural warmth, texture and movement in interior spaces.

With its consistent tongue and groove joint, Strata can be used in conjunction with any other Contours profile to create a unique design. It is also suitable for curves down to a 1000mm radius. For tighter curves, down to a 300mm radius, a matching Curved Wall Bead is available.

LINING BOARD SPECIFICATIONS

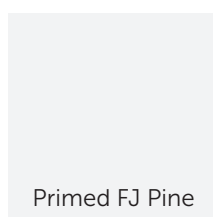

Product Code	LIND7821
Profile Type	Low Profile
Profile Size	91x21mm
Width	91mm
Depth	21mm
Length (species dependent)	0.9, 1.2, 1.8, 2.4 & 2.7m
Cover	78mm
Species	Engineered American Oak, Tasmanian Oak, Clear Pine, Pre Primed Pine
Suitable Finishes	Varnish, Stain or Paint
Suitable Uses	Interior, Straight & Curved Applications
Fire Hazard Group (AS 5637)	3

CURVED WALL BEAD SPECIFICATIONS

Product Code	CBD3916
Length	2.7m
Profile Size	39x16mm



This product is available in the following species and colour options



PORTA CONTOURS



RIVERINE LIN A7821



CIRQUE LIN B7821



CREST LIN C7821



STRATA LIN D7821



GROOVE LIN F7821



RIPPLE LIN G7821



PINNACLE LIN H7821



RIDGES LIN J7821



VALLEY LIN K7821



WAVE LIN L7821



SHADE LIN M7821

CURVED WALL BEADS



RIVERINE CBA3916



CIRQUE CBB3916



STRATA CBD3916



RIPPLE CBG3916




WAVE CBL3916


READY TO PAINT PRE-PRIMED PINE




RIVERINE LIN A7821



CIRQUE LIN B7821



STRATA LIN D7821



VALLEY LIN K7821

CURVED WALL BEADS



RIVERINE CBA3916



CIRQUE CBB3916



STRATA CBD3916

LINING BOARDS							CURVED WALL BEADS		
Width 91mm Thickness 21mm Cover 78mm							Width 39mm Thickness 16mm		
Profile	Code	0.9m (L)	1.2m (L)	1.8m (L)	2.4m (L)	2.7m (L)	Code	1.2m (L)	2.7m (L)
Riverine	LINA7821	●	● ●	● ●	● ●	● ● ● ●	CBA3916	●	● ● ● ●
Cirque	LINB7821	●	●	●	●	● ● ● ●	CBB3916	●	● ● ● ●
Crest	LINC7821		◐	◐	◐	● ◐			
Strata	LIND7821	●	● ●	● ●	● ●	● ● ● ●	CBD3916	●	● ● ●
Groove	LINF7821	●	◐	◐	◐	● ●			
Ripple	LING7821		◐	◐	◐	● ●	CBG3916	●	● ●
Pinnacle	LINH7821		◐	◐	◐	● ● ●			
Ridges	LINJ7821		◐	◐	◐	● ●			
Valley	LINK7821	●	●	●	◐	● ● ●			
Wave	LINL7821	◐	●	●	◐	● ● ●	CBL3916	●	● ● ●
Shade	LINM7821	●	◐	◐	◐	● ● ●			

● Engineered American Oak | ● Tasmanian Oak ◐ Made to Order | ● Clear Pine ◐ Made to Order | ● Primed FJ Pine
Custom lengths, including 3.0m and 3.6m, are available upon request in Tasmanian Oak and Clear Pine.