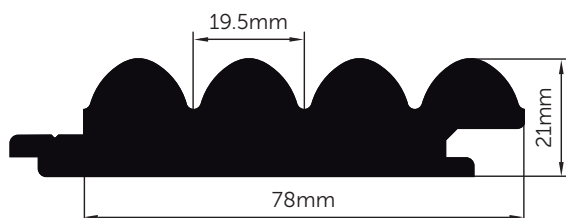


# CONTOURS PRODUCT SPECIFICATIONS

## RIPPLE LING7821



Inspired by sand ripples found on Australia's magnificent beaches and dunes, Porta Contours in Ripple continuously curl and unfurl to provide a space with tactile organic movement.

With its consistent tongue and groove joint, Ripple can be used in conjunction with any other Contours profile to create a unique design. Ripple is also suitable for curves down to a 1000mm radius. For tighter curves, down to a 300mm radius, a matching Curved Wall Bead is available.

### LINING BOARD SPECIFICATIONS


Product Code	LING7821
Profile Type	Low Profile
Profile Size	91x21mm
Width	91mm
Depth	21mm
Length (species dependent)	0.9, 1.2, 1.8, 2.4 & 2.7m
Cover	78mm
Species	Tasmanian Oak, Clear Pine
Suitable Finishes	Varnish, Stain or Paint
Suitable Uses	Interior, Straight & Curved Applications
Fire Hazard Group (AS 5637)	3

### CURVED WALL BEAD SPECIFICATIONS

Product Code	CBG3916
Length	2.7m
Profile Size	39x16mm



This product is available in the following species and colour options



# PORTA CONTOURS



RIVERINE LINA7821



CIRQUE LINB7821



CREST LINC7821



STRATA LIND7821



GROOVE LINF7821



RIPPLE LING7821



PINNACLE LINH7821



RIDGES LINJ7821



VALLEY LINK7821



WAVE LINL7821



SHADE LINM7821

## CURVED WALL BEADS



RIVERINE CBA3916



CIRQUE CBB3916



STRATA CBD3916




RIPPLE CBG3916




WAVE CBL3916


## READY TO PAINT PRE-PRIMED PINE




RIVERINE LINA7821



CIRQUE LINB7821



STRATA LIND7821



VALLEY LINK7821

## CURVED WALL BEADS



RIVERINE CBA3916



CIRQUE CBB3916



STRATA CBD3916

LINING BOARDS							CURVED WALL BEADS		
Width 91mm   Thickness 21mm   Cover 78mm							Width 39mm   Thickness 16mm		
Profile	Code	0.9m (L)	1.2m (L)	1.8m (L)	2.4m (L)	2.7m (L)	Code	1.2m (L)	2.7m (L)
Riverine	LINA7821	●	● ●	● ●	● ●	● ● ● ●	CBA3916	●	● ● ● ●
Cirque	LINB7821	●	●	●	●	● ● ● ●	CBB3916	●	● ● ● ●
Crest	LINC7821		◐	◐	◐	● ◐			
Strata	LIND7821	●	● ●	● ●	● ●	● ● ● ●	CBD3916	●	● ● ●
Groove	LINF7821	●	◐	◐	◐	● ●			
Ripple	LING7821		◐	◐	◐	● ●	CBG3916	●	● ●
Pinnacle	LINH7821		◐	◐	◐	● ● ●			
Ridges	LINJ7821		◐	◐	◐	● ●			
Valley	LINK7821	●	●	●	◐	● ● ●			
Wave	LINL7821	◐	●	●	◐	● ● ●	CBL3916	●	● ● ●
Shade	LINM7821	●	◐	◐	◐	● ● ●			

● Engineered American Oak | ● Tasmanian Oak ◐ Made to Order | ● Clear Pine ◐ Made to Order | ● Primed FJ Pine  
Custom lengths, including 3.0m and 3.6m, are available upon request in Tasmanian Oak and Clear Pine.