



know & love
timber

ENDURE

EXTERNAL TIMBER CLADDING

f @portatimber @porta_timber



ABOUT ENDURE

Porta Endure timber cladding combines the performance of Class 1 Cumaru hardwood timber with designer profiles to create a timeless looking, long lasting exterior finish.



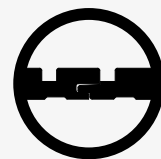
DURABLE
Class 1 timber, lasts 40+ years above ground




TERMITE RESISTANT
Natural resistance to termites



NEAR-ZERO LEACHING
Ideal next to light surfaces, will not stain surroundings



ENGINEERED
High performance joints, back machined grooves to reduce stress



EASY INSTALL
Tongue and groove connection



HIDDEN FIXING
Conceal screws and reduce splitting



FIRE RATED
Residential BAL19 Applications



SUSTAINABLE
Responsibly sourced FSC® certified

PORTA ENDURE PROFILES

SIZE 91x21mm | COVER 78mm | LENGTH 3.0m*

* Availability of length options may vary.

SHIPLAP SIZE 140x19mm | COVER 122mm | LENGTH Random Length



TECHNICAL INFORMATION

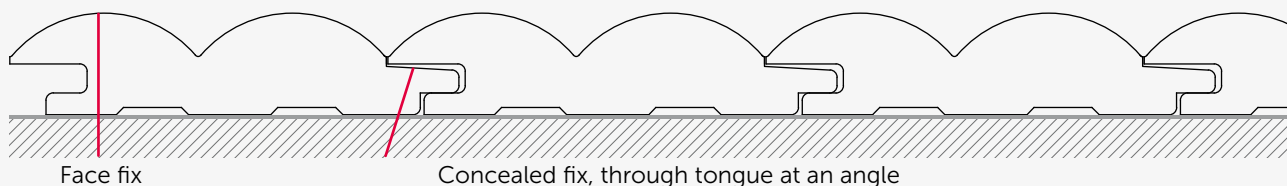
Density	1085kg/m ³ / Hardness: 14.8 Janka kN / Durability: Class 1
Grading	AS 2796.1 Section 8: Timber Hardwood Sawn & Milled products
Fire	Residential; up to BAL19 application / Commercial; as per NCC Vol.1 C1.5
Application	Residential (Class 1 & 10); NCC Vol.2, Part 3.5.3 / Commercial; NCC Vol.1, C1.10.

HOW TO SPECIFY

Product - Profile - Length - Species - Code - Certification - Coating

INSTALLATION & MAINTENANCE

- Preferred fixing is by cladding screws, such as 4.0 x 45.0 mm or equivalent.
- Ensure boards are plumb and face fix or conceal fix, see diagram.
- Lengths can be joined vertically by fixing ends over a batten or stud.
- Porta recommends specifying a factory pre-coat on all surfaces and end-seal treatment to any cuts.
- A maintenance schedule is recommended to preserve the appearance and dimensional stability of the timber.
- To maintain the timber colour choose a pigmented coating or, to allow the timber to weather to grey, choose an unpigmented coating.



For more information, see the full design & install guide at porta.com.au



know & love
timber

f @portatimber

@porta_timber

1300 650 787

sales@porta.com.au

porta.com.au

© Porta Mouldings Pty Ltd
Every effort has been made to ensure the information in this catalogue is correct at time of print. Porta reserves the right to modify or delete products at any time as a part of the product development process. Printed colours are indicative only. Any information, claims or pricing needs to be confirmed at the time and point of purchase.



SCAN ME